

# Zoom Installation guide

**Version- 01**

**Last updated- January 18, 2024**



## Contents

<b>Record of revision</b>	<b>3</b>
<b>Aviso AI - Overview</b>	<b>4</b>
<b>Install Aviso app from Zoom App Marketplace</b>	<b>5</b>
<b>Uninstall Aviso AI for Zoom Meetings</b>	<b>7</b>
<b>Aviso Use Cases</b>	<b>9</b>

## Record of revision

<b>Revision date</b>	<b>Description</b>
January, 2024	Initial issue of this guide.

## Aviso AI - Overview

**Aviso AI** is an integrated revenue platform that helps modern sales organizations and revenue teams close more deals, drive revenue growth, and mitigate risk through patented AI guidance. As the industry leader in AI-based revenue operations solutions, **Aviso AI** is the only player with the most comprehensive set of intelligent tools and solutions for sales, marketing, and customer success teams that uncovers the hidden revenue opportunity from each customer.

The **Aviso AI** platform can be divided into six core pillars:

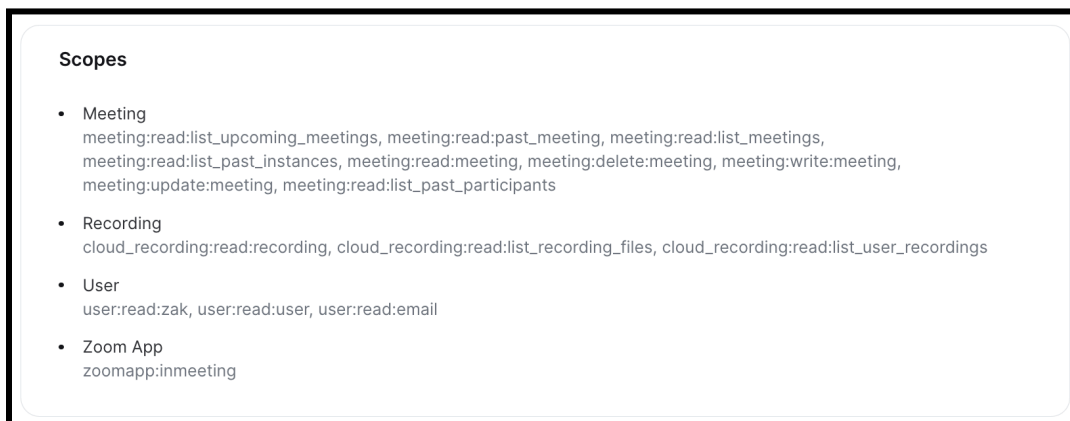
- Predictive Forecasting
- Deal Intelligence
- Activity & Relationship Intelligence
- Conversational Intelligence
- GTM and Customer Collaboration
- CRM Automation

**Aviso AI** is flexible and scalable to configure any complex customer hierarchies. Sales leaders, managers, and reps all benefit from using our pipeline management, forecasting, deal collaboration, and conversational intelligence tool. With Aviso, sales teams can set goals, unify forecasts, guide deals, and make course corrections for success. In the era of virtual selling, sales teams deserve a platform that can enable their success working remotely.

Powered by cutting-edge Auto-ML, Natural Language Processing (NLP), and a deep time-series database, the Aviso platform combines the best of human and artificial intelligence to guide selling.

## Scopes added while installing Aviso app from Zoom Marketplace

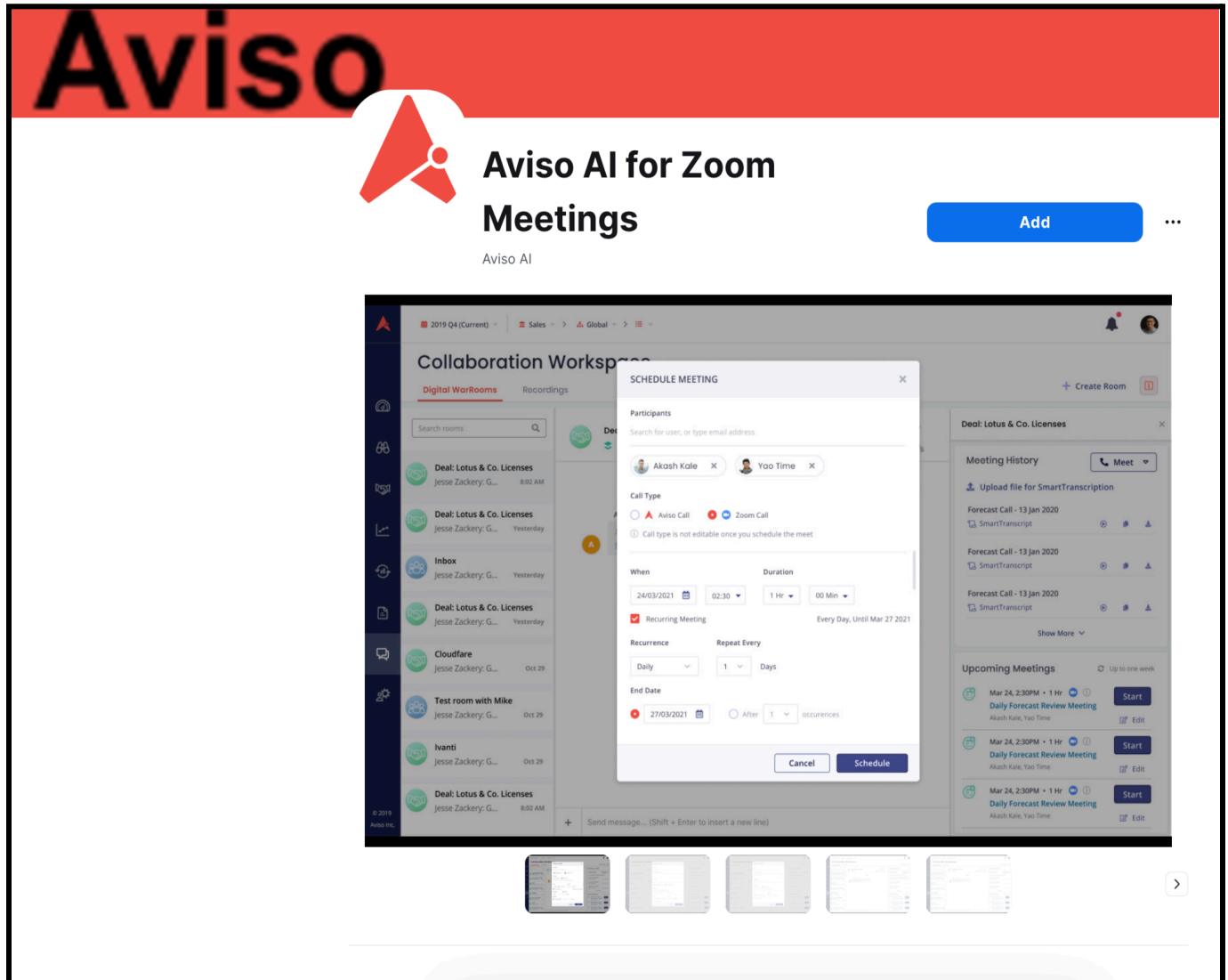
The following scopes are added when you install **Aviso AI for Zoom Meetings** app from Zoom Marketplace. However, you don't have to add these scopes manually, these scopes are added automatically while installing **Aviso AI for Zoom Meetings**. On the **Aviso AI for Zoom Meetings** page in the Zoom Marketplace, click **Scopes** to see all the scopes being added while installing **Aviso AI for Zoom Meetings**.



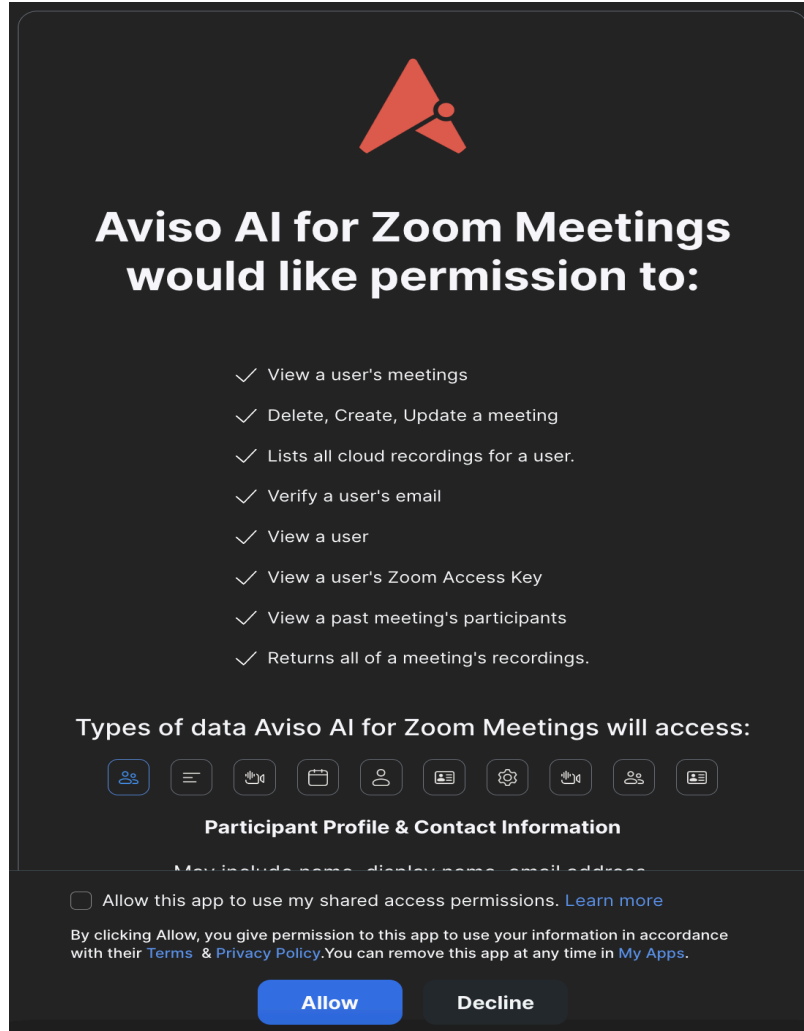
## Install Aviso app from Zoom Marketplace

Perform the following steps to install Aviso app from **Zoom** Marketplace:

1. Open Zoom Marketplace and search for **Aviso AI for Zoom Meetings**. **Aviso AI for Zoom Meetings** page appears. The left side menu on the **Aviso AI for Zoom Meetings** page lists Overview, Requirements, Permissions, Scopes, and Developer resources.



2. Click **Add**, a new page appears and shows the information that the **Aviso AI** app can view and manage from your system.



**Aviso AI for Zoom Meetings would like permission to:**

- ✓ View a user's meetings
- ✓ Delete, Create, Update a meeting
- ✓ Lists all cloud recordings for a user.
- ✓ Verify a user's email
- ✓ View a user
- ✓ View a user's Zoom Access Key
- ✓ View a past meeting's participants
- ✓ Returns all of a meeting's recordings.

**Types of data Aviso AI for Zoom Meetings will access:**

Participant Profile & Contact Information

Allow this app to use my shared access permissions. [Learn more](#)

By clicking Allow, you give permission to this app to use your information in accordance with their [Terms](#) & [Privacy Policy](#). You can remove this app at any time in [My Apps](#).


**Allow** **Decline**

3. Click **Allow** and you'll be redirected to **Aviso AI** with a **success** or **failure** message.
  - a. If a user has a licensed account in **Aviso AI**.

**Your account is linked successfully to Aviso, Please go back to Aviso to continue.**

**Go To Home**

- b. If the user doesn't have a licensed account in **Aviso AI**.



**The user could not be found in Aviso. Please contact our support team for assistance.**

**Go To Home**

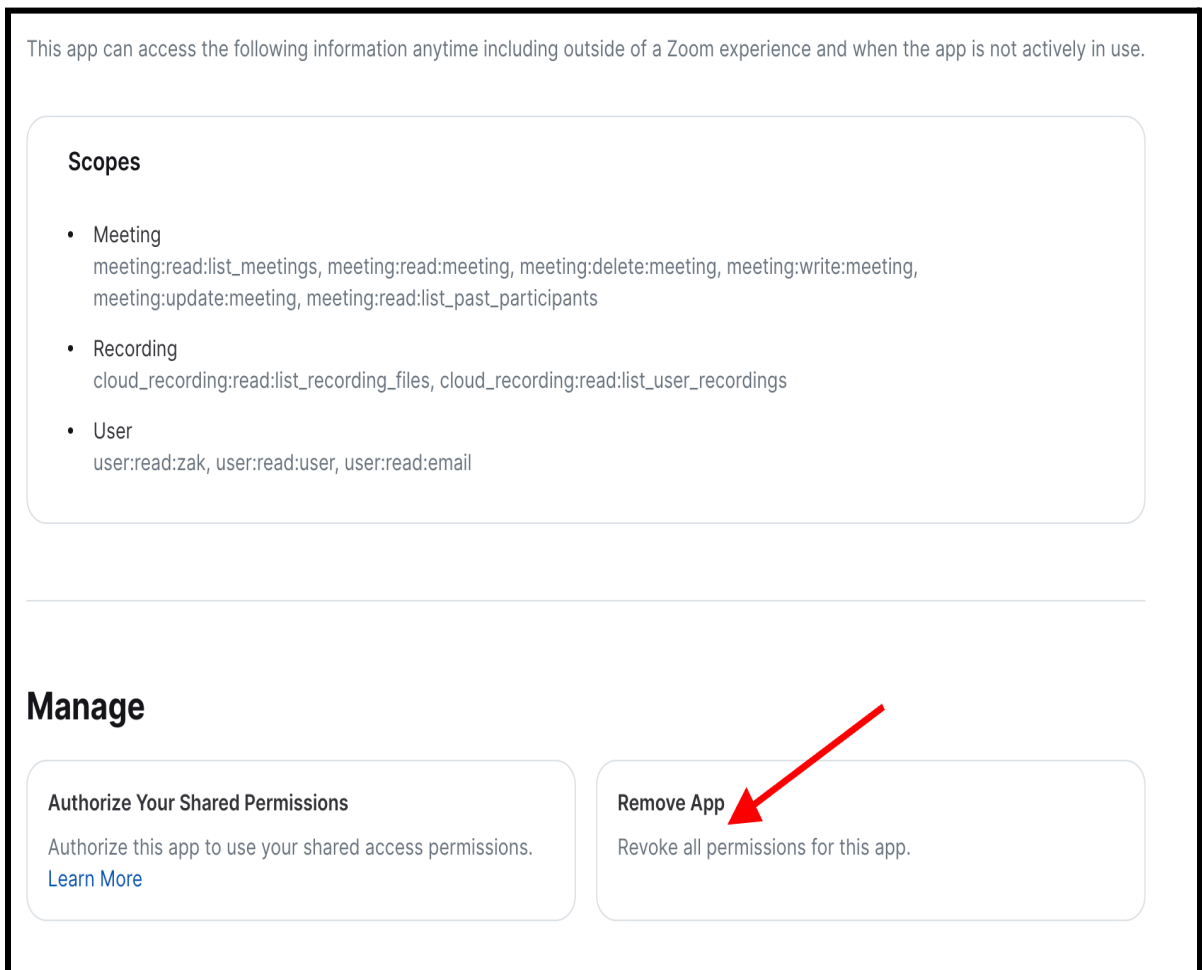
The **Aviso AI for Zoom Meetings** app has been successfully added to your system. With **Aviso AI**, you can leverage **Zoom** to enhance meeting management through conversation intelligence.

**NOTE:** For end-to-end integration, only licensed **Aviso AI** users are authorized to install the **Aviso AI for Zoom Meetings** app.

## Uninstall Aviso AI for Zoom Meetings

After installing **Aviso AI for Zoom Meetings**, for any reason, if you want, you can uninstall the **Aviso AI for Zoom Meetings** app from your system. Perform the following steps to uninstall Aviso AI app from your system:

1. Open Zoom Marketplace and search for **Aviso AI for Zoom Meetings**. **Aviso AI for Zoom Meetings** page appears.




This app can access the following information anytime including outside of a Zoom experience and when the app is not actively in use.

**Scopes**

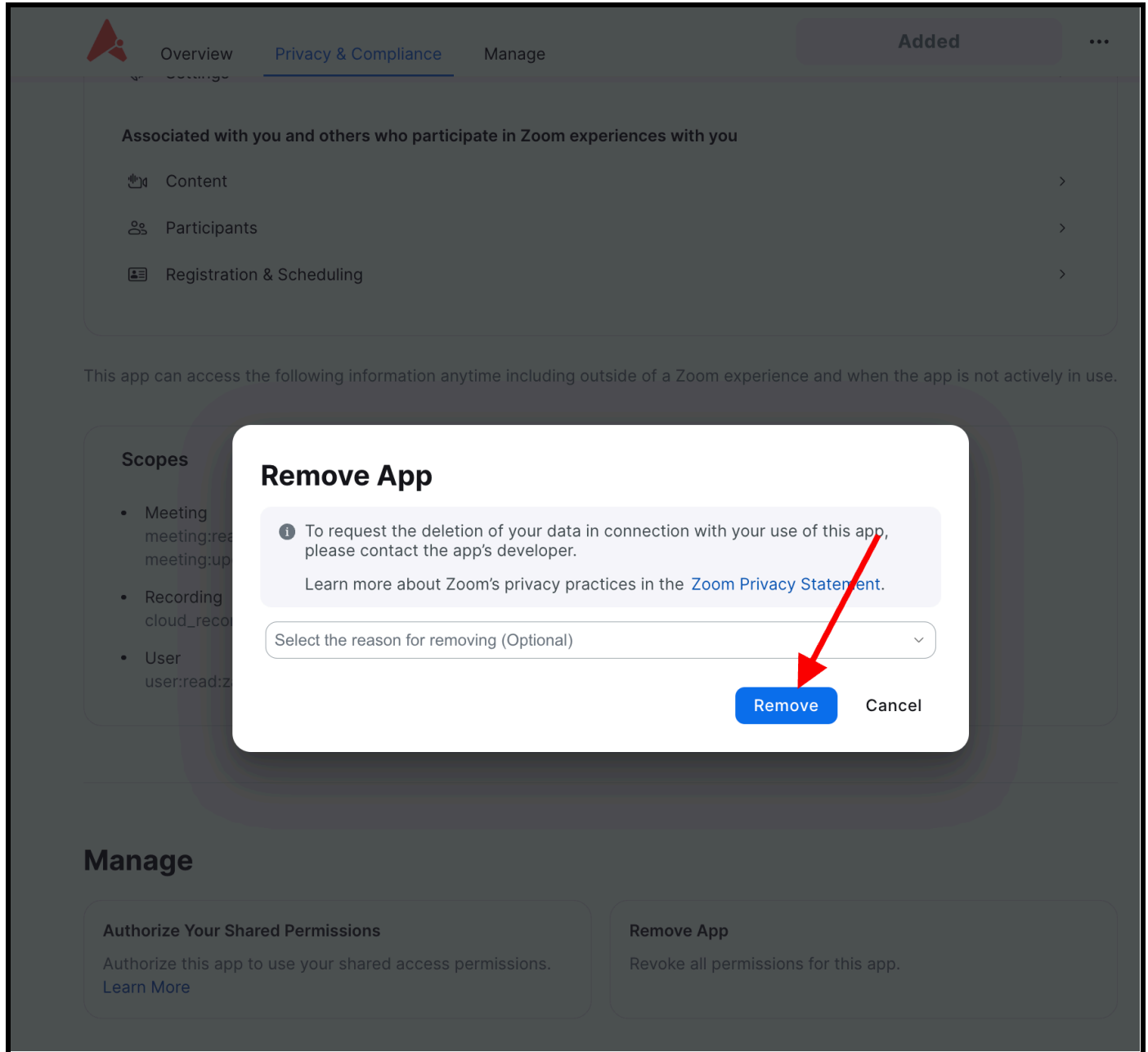
- Meeting  
meeting:read:list\_meetings, meeting:read:meeting, meeting:delete:meeting, meeting:write:meeting, meeting:update:meeting, meeting:read:list\_past\_participants
- Recording  
cloud\_recording:read:list\_recording\_files, cloud\_recording:read:list\_user\_recordings
- User  
user:read:zak, user:read:user, user:read:email

**Manage**

**Authorize Your Shared Permissions**  
Authorize this app to use your shared access permissions.  
[Learn More](#)

**Remove App**   
Revoke all permissions for this app.

2. Under the “**Manage**” section in the page, click **Remove App**. A **Remove App** dialog box appears.
3. From the **Remove app** dialog box, select the reason why you want to uninstall the **Aviso AI for Zoom Meeting** app (Optional) or click **Remove**.



4. The **Aviso AI for Zoom Meetings** app has been successfully uninstalled from your system.

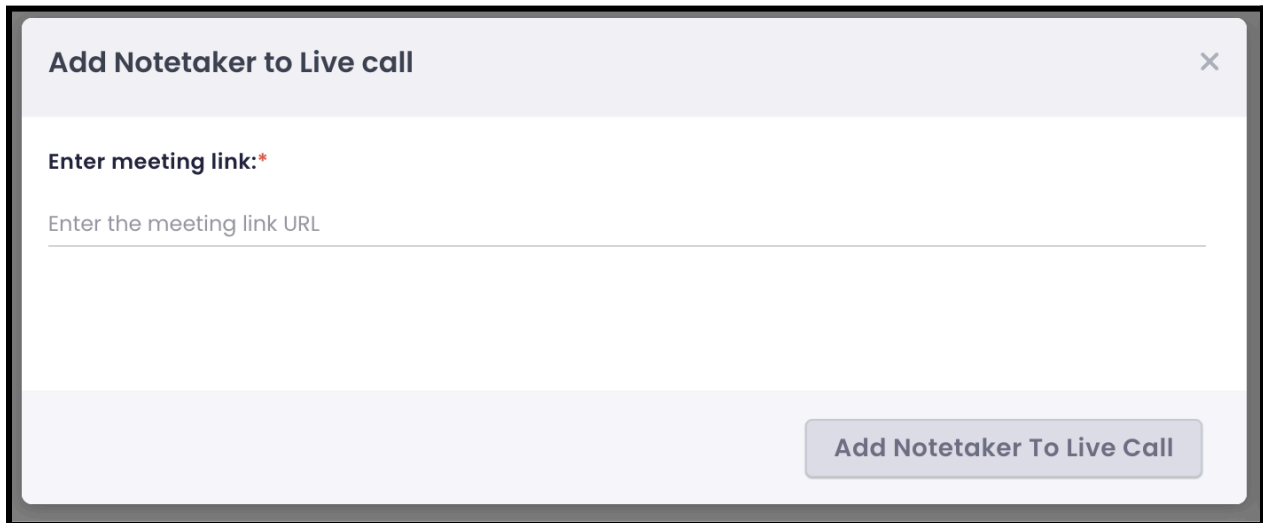
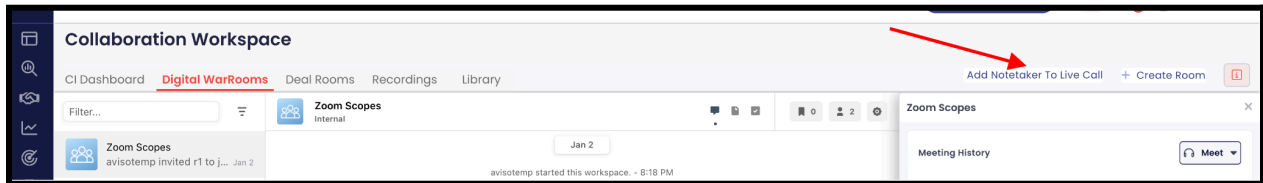


## Aviso Use Cases

An Aviso user can make calls from within the Aviso product itself and use all the Conversational Intelligence features such as smart transcription. To address the critical communication requirement in sales, Aviso has specific rooms (i.e. Deal rooms, Forecast room, Collaboration room, and coaching room) to serve specific sales requirements.

### Invite Notetaker Functionality In Aviso AI

**Aviso AI** has the feature called **Add Notetaker to Live Call**. Using this functionality **Aviso AI** users can invite **BOT** into the **Zoom** meeting. BOT may take 2-10 minutes to join into the call.



**NOTE:** Only secured meeting links are allowed to invite the notetaker into the live meeting using **Add Notetaker to Live Call** functionality.